



SGS-CSTC Standards Technical Services (Shanghai) Co., Ltd.

588 West Jindu Road, Xinqiao, Songjiang, 201612 Shanghai, China

Telephone: +86 (0) 21 6191 5666

Fax: +86 (0) 21 6191 5678

ee.shanghai@sgs.com

Report No.: SHEM180200119401

Page: 1 of 13

TEST REPORT

Application No.: SHEM1802001194IT
Applicant: Zhejiang Dahua Vision Technology Co., Ltd.
Address of Applicant: No.1199, Bin'an Road, Binjiang District, Hangzhou, P.R. China
Manufacturer: Zhejiang Dahua Vision Technology Co., Ltd.
Address of Manufacturer: No.1199, Bin'an Road, Binjiang District, Hangzhou, P.R. China
Factory: 1, ZHEJIANG DAHUA VISION TECHNOLOGY CO., LTD.
2, ZHEJIANG DAHUA ZHILIAN CO.,LTD.
Address of Factory: 1, No.1199, Bin'an Road, Binjiang District, Hangzhou, P.R. China
2, No.28, Dongqiao Road, Dongzhou Street, Fuyang District, Hangzhou, P.R. China
Equipment Under Test (EUT):
EUT Name: HD VARI-FOCAL LENS
Model No.: DH-OPT-43E2070P-12M, OPT-43E2070P-12M, DH-PFL2070-J12M, PFL2070-J12M, DH-OPT-43E2070M-12M, OPT-43E2070M-12M, DH-PFL2070-J12P, PFL2070-J12P;□
□ Please refer to section 2 of this report which indicates which model was actually tested and which were electrically identical.
Trade mark: 
Standard(s) : 47 CFR Part 15, Subpart B
Date of Receipt: 2018-02-07
Date of Test: 2018-02-08
Date of Issue: 2018-02-28

Test Result:	Pass*
---------------------	--------------

* In the configuration tested, the EUT complied with the standards specified above.





Parlam Zhan
E&E Section Manager

The manufacturer should ensure that all products in series production are in conformity with the product sample detailed in this report. If the product in this report is used in any configuration other than that detailed in the report, the manufacturer must ensure the new system complies with all relevant standards. Any mention of SGS International Electrical Approvals or testing done by SGS International Electrical Approvals in connection with, distribution or use of the product described in this report must be approved by SGS International Electrical Approvals in writing.

This document is issued by the Company subject to its General Conditions of Service printed overleaf, available on request or accessible at <http://www.sgs.com/en/Terms-and-Conditions.aspx> and, for electronic format documents, subject to Terms and Conditions for Electronic Documents at <http://www.sgs.com/en/Terms-and-Conditions/Terms-e-Document.aspx>. Attention is drawn to the limitation of liability, indemnification and jurisdiction issues defined therein. Any holder of this document is advised that information contained hereon reflects the Company's findings at the time of its intervention only and within the limits of Client's instructions, if any. The Company's sole responsibility is to its Client and this document does not exonerate parties to a transaction from exercising all their rights and obligations under the transaction documents. This document cannot be reproduced except in full, without prior written approval of the Company. Any unauthorized alteration, forgery or falsification of the content or appearance of this document is unlawful and offenders may be prosecuted to the fullest extent of the law. Unless otherwise stated the results shown in this test report refer only to the sample(s) tested and such sample(s) are retained for 30 days only.



Revision Record				
Version	Chapter	Date	Modifier	Remark
01	/	2018-02-28	/	Original

Authorized for issue by:				
				
		<hr/> Bruce Tang /Project Engineer		
				
		<hr/> Zenger Zhang /Reviewer		

2 Test Summary

Emission Part				
Item	Standard	Method	Requirement	Result
Radiated Emissions (30MHz-1GHz)	47 CFR Part 15, Subpart B	ANSI C63.4	Class B	Pass

InternalSource	UpperFrequency
Below 1.705MHz	30MHz
1.705MHz to 108MHz	1GHz
108MHz to 500MHz	2GHz
500MHz to 1GHz	5GHz
Above 1GHz	5th harmonic of the highest frequency or 40GHz, whichever is lower

Declaration of EUT Family Grouping:

There are series models mentioned in this report and they are the similar in electrical and electronic characters. Only the model DH-OPT-43E2070P-12M was tested since their differences are sales area.



3 Contents

	Page
1 COVER PAGE.....	1
2 TEST SUMMARY	3
3 CONTENTS.....	4
4 GENERAL INFORMATION	5
4.1 DETAILS OF E.U.T.....	5
4.2 DESCRIPTION OF SUPPORT UNITS	5
4.3 MEASUREMENT UNCERTAINTY	5
4.4 TEST LOCATION	6
4.5 TEST FACILITY.....	6
4.6 DEVIATION FROM STANDARDS	6
4.7 ABNORMALITIES FROM STANDARD CONDITIONS	6
5 EQUIPMENT LIST	7
6 EMISSION TEST RESULTS.....	8
6.1 RADIATED EMISSIONS (30MHZ-1GHZ)	8
6.1.1 E.U.T. Operation.....	8
6.1.2 Test Setup Diagram	8
6.1.3 Measurement Data.....	8
7 PHOTOGRAPHS.....	11
7.1 RADIATED EMISSIONS (30MHZ-1GHZ) TEST SETUP	11
7.2 EUT CONSTRUCTIONAL DETAILS (EUT PHOTOS)	12-13

4 General Information

4.1 Details of E.U.T.

Power supply: DC3.0~5.0V ; 62.5~104mA

Cable: Signal cable : 0.3m

4.2 Description of Support Units

Description	Manufacturer	Model No.	Serial No.
AC Adapter	HOIOTO	ADS-25FSG-12	/
Network Camera	/	DS-2CD893PF-E	/
SONY Monitor	SONY	PVM-9040ME	/

4.3 Measurement Uncertainty

No.	Item	Measurement Uncertainty
1	Conducted Emission at mains port using AMN	3.2dB (9kHz to 150kHz)
		3.0dB (150kHz to 30MHz)
2	Conducted Emission at mains port using VP	1.9 dB(9kHz to 30MHz)
3	Conducted Emission at telecommunication port using AAN	2.4 dB(150kHz to 30MHz)
4	Radiated Power	3.5dB
5	Radiated emission	4.4dB (30MHz-1GHz)
		4.6dB (1GHz-6GHz)

Note: The measurement uncertainty represents an expanded uncertainty expressed at approximately the 95% confidence level using a coverage factor of k=2.



4.4 Test Location

All tests were performed at:

SGS-CSTC Standards Technical Services (Shanghai) Co., Ltd. E&E Lab

588 West Jindu Road, Xinqiao, Songjiang, 201612 Shanghai, China

Tel: +86 21 6191 5666 Fax: +86 21 6191 5678

No tests were sub-contracted.

4.5 Test Facility

The test facility is recognized, certified, or accredited by the following organizations:

- **CNAS (No. CNAS L0599)**

CNAS has accredited SGS-CSTC Standards Technical Services (Shanghai) Co., Ltd. to ISO/IEC 17025:2005 General Requirements for the Competence of Testing and Calibration Laboratories (CNAS-CL01 Accreditation Criteria for the Competence of Testing and Calibration Laboratories) for the competence in the field of testing.

- **Industry Canada (IC) – IC Assigned Code: 8617A**

The 3m Semi-anechoic chamber of SGS-CSTC Standards Technical Services (Shanghai) Co., Ltd. has been registered by Certification and Engineering Bureau of Industry Canada for radio equipment testing with Registration No.: 8617A-1.

- **VCCI (Member No.: 3061)**

The 3m Semi-anechoic chamber and Shielded Room of SGS-CSTC Standards Technical Services (Shanghai) Co., Ltd. has been registered in accordance with the Regulations for Voluntary Control Measures with Registration No.: R-3868, C-4336, T-2221, G-830 respectively.

4.6 Deviation from Standards

None

4.7 Abnormalities from Standard Conditions

None

5 Equipment List

Radiated Emissions (30MHz-1GHz)					
Equipment	Manufacturer	Model No	Inventory No	Cal Date	Cal Due Date
EMI test receiver	Rohde & Schwarz	ESU40	SHEM051-1	2017-09-26	2018-09-25
CONTROLLER	INNCO	CO200	SHEM047-1	N/A	N/A
ANTENNA MAST	INNCO	MA400-EP	SHEM047-2	N/A	N/A
TURN DEVICE	INNCO	DE 3600-RH	SHEM047-3	N/A	N/A
Broadband UHF-VHF ANTENNA	SCHWARZBECK	VULB9168	SHEM048-1	2017-02-28	2020-02-27
Semi/Fully Anechoic	ST	11*6*6M	SHEM078-2	2017-07-22	2018-07-21
Low Amplifier	CLAVIO	BDLNA-0001-412010	SHEM164-1	2017-08-22	2018-08-21

General used equipment					
Equipment	Manufacturer	Model No	Inventory No	Cal Date	Cal Due Date
Digital pressure meter	YONGZHI	DYM3-01	SHEM082-1	2018-01-25	2019-01-24
Temperature&humidity recorder	ShangHai weather meter work	ZJ 1-2B	SHEM042-1~6	2017-09-13	2018-09-12
Digital Multimeter	FLUKE	17B	SHEM043-3	2017-09-11	2018-09-10
Autoformer regulator	Guangzhou bao de	TDGC2-5KVA	SHEM150-1	N/A	N/A
Multi-purpose tong tester	FLUKE	316	SHEM001-1	2017-12-20	2018-12-19

6 Emission Test Results

6.1 Radiated Emissions (30MHz-1GHz)

Test Requirement:	47 CFR Part 15, Subpart B
Test Method:	ANSI C63.4
Frequency Range:	30MHz to 1GHz
Measurement Distance:	3m
Limit:	
30MHz -88MHz	40.0(dB μ V/m) quasi-peak
88MHz-216MHz	43.5(dB μ V/m) quasi-peak
216MHz-960MHz	46.0(dB μ V/m) quasi-peak
960MHz-1000MHz	54.0(dB μ V/m) quasi-peak
Detector:	Peak for pre-scan (120kHz resolution bandwidth) 30M to1000MHz

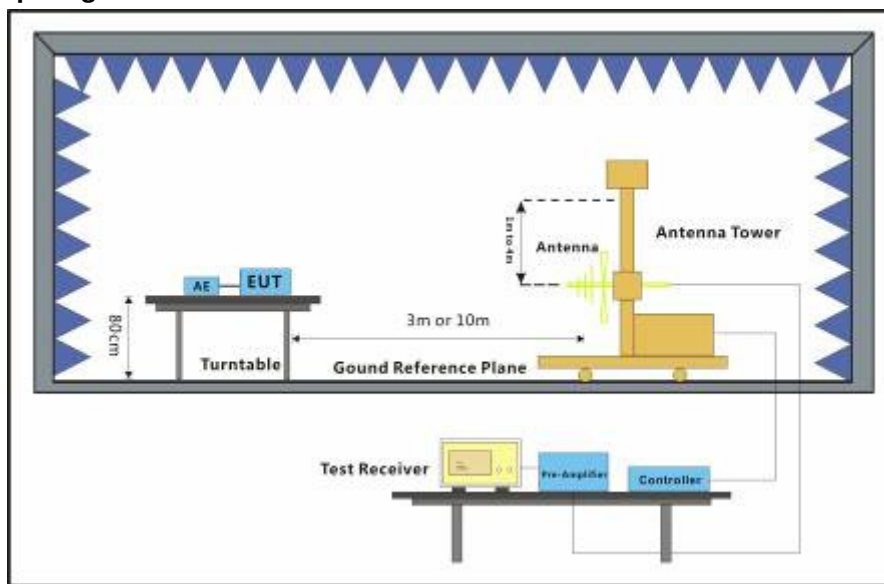
6.1.1 E.U.T. Operation

Operating Environment:

Temperature: 22 °C Humidity: 50 % RH Atmospheric Pressure: 1020 mbar

Test mode a:Normal Working_keep camera monitoring continual .

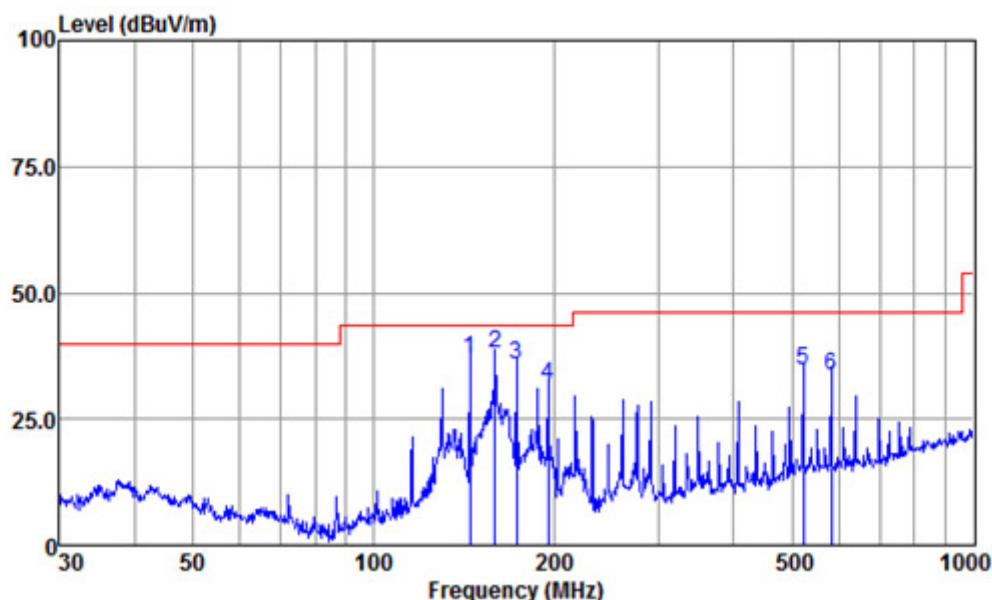
6.1.2 Test Setup Diagram



6.1.3 Measurement Data

An initial pre-scan was performed in the chamber using the spectrum analyser in peak detection mode. Quasi-peak measurements were conducted based on the peak sweep graph. The EUT was measured by BiConiLog antenna with 2 orthogonal polarities.

Mode:a; Polarization:Horizontal

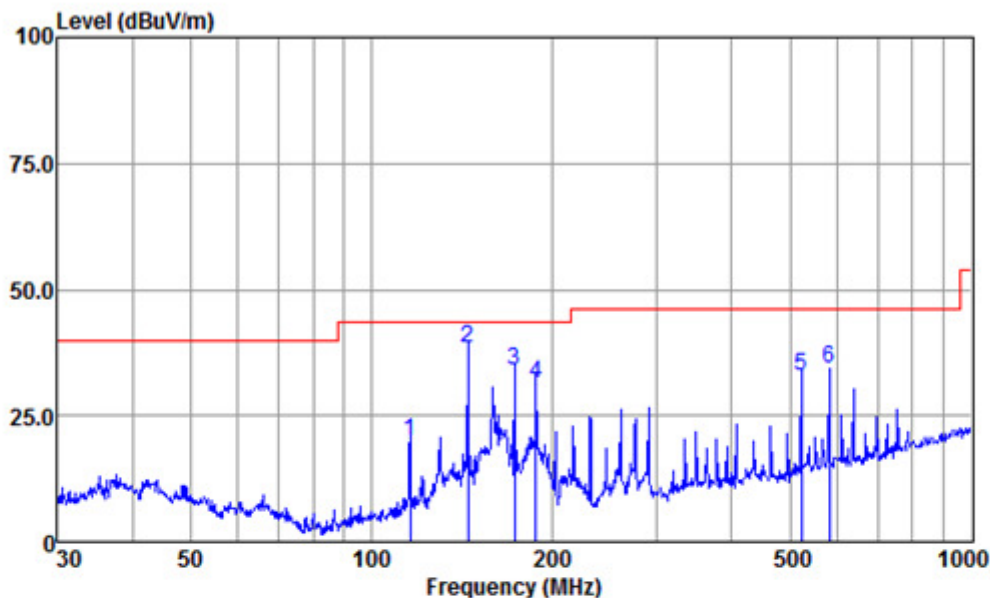


Antenna Polarity :HORIZONTAL
EUT/Project :1194IT
Test mode :a

	Freq	Read Level	Antenna Factor	Cable Loss	Preamp Factor	Emission Level	Limit Line	Over Limit	Remark
	MHz	dBuV	dB/m	dB	dB	dBuV/m	dBuV/m	dB	
1	144.84	67.4	11.6	0.6	42.6	37.0	43.5	-6.5	QP
2	159.78	66.7	13.1	0.6	42.6	37.8	43.5	-5.7	QP
3	173.81	66.0	11.7	0.7	42.6	35.8	43.5	-7.7	QP
4	195.82	63.8	9.8	0.7	42.5	31.8	43.5	-11.7	QP
5	522.72	58.0	17.8	1.2	42.2	34.8	46.0	-11.2	QP
6	580.70	55.5	19.0	1.3	42.2	33.6	46.0	-12.4	QP

Note:Emission Level=Read Level+Antenna Factor+Cable loss-Preamp Factor

Mode:a; Polarization:Vertical



Antenna Polarity :VERTICAL

EUT/Project :1194IT


Test mode :a

	Freq	Read Level	Antenna Factor	Cable Loss	Preamp Factor	Emission Level	Limit Line	Over Limit	Remark
	MHz	dBuV	dB/m	dB	dB	dBuV/m	dBuV/m	dB	
1	116.13	52.3	9.9	0.5	42.7	20.0	43.5	-23.5	QP
2	144.84	68.8	11.6	0.6	42.6	38.4	43.5	-5.1	QP
3	173.81	64.2	11.7	0.7	42.6	34.0	43.5	-9.5	QP
4	188.41	62.6	10.5	0.7	42.5	31.3	43.5	-12.2	QP
5	522.72	56.2	17.8	1.2	42.2	33.0	46.0	-13.0	QP
6	580.70	56.2	19.0	1.3	42.2	34.3	46.0	-11.7	QP

Note:Emission Level=Read Level+Antenna Factor+Cable loss-Preamp Factor

7 Photographs

7.1 Radiated Emissions (30MHz-1GHz) Test Setup



7.2 EUT Constructional Details (EUT Photos)





- End of the Report -